



West Creek Elementary School

Media Center Collection Development Plan

A handwritten signature in black ink, appearing to read "McCourt", written over a horizontal line.

Michelle Couret
Principal

A handwritten signature in black ink, appearing to read "Robert J. Paschall", written over a horizontal line.

Rob Paschall
Certified Educational Media Specialist

Table of Contents

Table of Contents	2
Executive Summary	3
District Strategic Plan 2025	3
School Collection Development Plan	3
School Analysis	4
Collection Analysis	5
Collection Analysis by Category	6
Representation Analysis	7
Results	7
Summary	7
Strategic Focus	8
Budget and Purchasing Plan	9
Annual Budget 2022-2023	9
Purchasing Plan 2022-2023	9

Executive Summary

District Strategic Plan 2025

Orange County Public Schools is the ninth-largest school district in the United States and the fourth largest in Florida. The district serves more than 206,000 students at 202 schools and is one of the largest employers in Central Florida with more than 25,000 team members.

Vision: To ensure every student has a promising and successful future.

Mission: With the support of families and the community, we create enriching and diverse pathways to lead our students to success.

School Collection Development Plan

West Creek Elementary School serves 613 students enrolled in Kindergarten through fifth grades. The student population's ethnicity is made up of 53% Hispanic and 47% Non-Hispanic students. Additionally, we serve a diverse population made up of 71% White, 9% Black, 1% Native, 14% Asian, 1% Pacific, and 5% Multicultural students.

The administration includes Principal Michelle Couret and Assistant Principal Bethany Arkison. West Creek Elementary School is proud to offer the many special programs which provide students with opportunities. These include News Crew, Safety Patrols, Student Council, National Elementary Honor Society, Girls on the Run, Battle of the Books, and Ted-Ed.

A thorough analysis of the current media center collection at West Creek Elementary School indicates that the average age of the collection is 2004 and the number of books per student is 20. The [American Association for School Libraries](#) has established a criteria for a highly effective media center that includes a ratio of 15-20 books available per student in the collection. At this time, West Creek Elementary School meets the recommended standards for the number of books per student.

The analysis of the collection also revealed the following areas of strengths and concerns:

- Students in this school have maintained an adequate level of performance on state achievement tests.
- The average publication date of 2004 needs to be improved.
- In addition to the books that are provided at our school, scholars have access to an additional 1,030 through Sora and 1,351 through Destiny. This collection also contains all of the titles suggested by the DOE list and the new B.E.S.T. Standards suggested readings.
- This collection is in need of more popular fiction, biography and non-fiction books like animals and sports that interest students. In addition, purchases of new books will focus on Hispanic scholars/ Hispanic heritage.
- Weeding will focus on the OCPS Catalog Project as well as overall appearance in the library. When weeding is completed, the average age of the collection will greatly improve.

School Analysis

The school analysis provides an overview of the school’s enrollment, demographics and proficiency data.

Enrollment & Demographic Data					
619 2022-23 Student Enrollment as of September 15, 2022	Subgroups		Federal Ethnicity		
	38% ELL	11% ESE	53% Hispanic	47% Non-Hispanic	
Federal Race Category					
71% White	9% Black	1% Native	14% Asian	1% Pacific	4% Multicultural
Proficiency Data					
Assessment	2020-21	2021-22	Assessment	2020-21	2021-22
FSA ELA Grade 3	69%	53%	FSA Math Grade 3	53%	55%
FSA ELA Grade 4	60%	76%	FSA Math Grade 4	57%	82%
FSA ELA Grade 5	70%	60%	FSA Math Grade 5	71%	62%
NGSSS Sci 5 EOC	68%	60%			

Collection Analysis

The collection is developed for and influenced by students, their interests, academic needs and alignment to the curriculum. The data below is a snapshot of the collection based on a Titlewise Analysis.



12067

Items in the Collection



20

Items per Student



54%


Fiction Titles in the Collection



42 %


Nonfiction Titles in the Collection

Library media resources are curated to include both recently published works and classics that both rightfully impact the average age of the collection.



2004

Average Age of the Collection



53%

Aged Titles



11%


Newer than 5 Years

Library media resources should be representative of the school. A commitment to representative literature is reflective of **OCPS values such as equity, inclusion, and respect.**



36%

Representative Titles in Collection



2005

Representative Titles Average Age

Social-Emotional Learning (SEL) library media resources can contribute to the **development of character and social-emotional skills**, one of the OCPS's key performance indicators.



34%

SEL Titles in Collection



2005

SEL Titles Average Age

Library media resources are distributed across the **lexile reading level ranges** noted below.



82

BR-199
Lexile
Items

279

200-349
Lexile
Items

1013

350-499
Lexile
Items

2990

500-674
Lexile
Items

2392

675-909
Lexile
Items

702

910-1299
Lexile
Items

16

1300+
Lexile
Items

Collection Analysis by Category

The information collected in this section provides a detailed look at the current library collection by classification and genre. The information was gathered from Follett Destiny, the library management system, and Titlewave, the vendor's ordering and analysis tool.

Section	# of Titles	Average Age
Computer Science, Information & General Works	17	2007
Philosophy & Psychology	32	2000
Religion	17	2000
Social Sciences	664	2001
Language	121	2003
Science	891	2005
Technology	420	2004
Arts & Recreation	513	2009
Literature	165	2000
History & Geography	707	2005
Biography	809	2004
Easy	2343	1999
General Fiction	3326	2007
Graphic Novels	454	2015

Notes

- Biography, Easy, Literature, Social Science, Science, and Technology sections need to be updated.
- Graphic Novels section can be maintained; add next in series.
- Consider weeding Religion and History & Geography sections

Representation Analysis

To deepen focus on strategic collection development, specific sections of the collection were analyzed in detail to determine whether the media center collection reflects and represents various points of view and experiences. The goal is to provide a balanced collection that can be both a mirror, to reflect a reader's experience, and a window, so readers can experience different viewpoints.

Results

Based on the available school data of West Creek Elementary School in comparison to Collection Analysis results, it was found that:

Representation Focus	Avg. Age of Target Population Titles	# of Target Population Titles	% of Target Population Titles	% of Students
LatinX/ Hispanic American	2006	151	1%	53%
Asian American	2004	79	<1%	14%

Summary

After completing a deeper, targeted analysis of the representation section of the TitleWise report, it was determined that:

- The percentage of Hispanic scholars enrolled at West Creek represents 53% of our school's total population. However, we only have 151 titles that feature a Hispanic character or are written by a Hispanic author. Many of our students read in their native language as well as emerging second language readers. There is a need to represent these scholars in our collection.
- The percentage of Asian scholars enrolled at West Creek represents 14% of our school's total population. However, less than 1% of our titles feature Asian characters or are written by an Asian author. West Creek has the second largest Asian population among all elementary schools in the district. There is a need to represent these scholars in our collection.

Strategic Focus

This page lists the priorities for selection and weeding for each school year and includes the action, updates, and outcomes. This is subject to change due to funding and time constraints.

School Year	Strategic Focus
2022-23	Selection Priorities <ul style="list-style-type: none">• Priority 1: LatinX/ Hispanic Titles• Priority 2: Asian American Titles• Priority 3: Nonfiction Titles: animals and sports
	Weeding Priorities <ul style="list-style-type: none">• Priority 1: Religion• Priority 2: History & Geography
2023-24	Selection Priorities <ul style="list-style-type: none">• Priority 1: LatinX/ Hispanic Titles• Priority 2: Asian American Titles• Priority 3: Sunshine State Books for 2023-2024
	Weeding Priorities <ul style="list-style-type: none">• Priority 1: Biography• Priority 2: Easy• Priority 3: Popular Fiction

Budget and Purchasing Plan

This page outlines the current budget available and specifically lists the priorities for this school year (2022-2023).

Annual Budget 2022-2023

State Funds	
Source	Amount
State (10011111000)	\$7,078.18
Internal Accounts	
Source	Amount
Book Fairs	\$6,000
PTA Donation	\$650
TOTAL	\$13,728.18

Purchasing Plan 2022-2023

Approximate Purchasing Plan	
Purpose	Amount
Sunshine State Books 2023-2024	\$2,000
Diverse titles by diverse authors (Hispanic/ Asian)	\$6,000
New/ Updated nonfiction titles (animals/ sports)	\$3,000
Replacement titles	\$2,000
TOTAL	\$13,000

Reviewed by Stakeholders on DATE September 26, 2022